

Refund Status User Manual

1. Overview

Income tax refund means a refund amount that is initiated by the income tax department if the amount paid in taxes exceeds the actual amount due (either by way of TDS or TCS or Advance Tax or Self-Assessment Tax). The tax is calculated after taking into consideration all the deductions and exemptions at the time of assessment by income tax department.

Refund processing by the tax department starts only after the return is e-verified by the taxpayer. Usually, it takes 4-5 weeks for the refund to be credited to the account of the taxpayer. However, if refund is not received during this duration, the taxpayer must check for intimation regarding discrepancies in ITR; check email for any notification from the IT department regarding the refund. The taxpayer can also check refund status on the e-filing as per the process detailed hereunder.

2. Pre-requisites for availing this service

- Valid User ID and Password
- PAN is linked with Aadhaar number
- ITR filed claiming refund

3. Process/Step-by-Step Guide

3.1 Refund Status

Step 1: Go to the e-Filing portal homepage.

e-Filing Anywhere Anytime
Income Tax Department, Government of India

Call Us | English | A⁺ A A⁺ | Login Register

Home Individual/HUF Company Non-Company Tax Professionals & Others Downloads Help

Quick Links

- e- Verify Return
- Link Aadhaar
- e-Pay Tax
- Income Tax Return (...)
- Verify Your PAN
- Know TAN Details
- Tax Information...
- Link Aadhaar Status
- Authenticate notice...
- Know Your AO
- Instant E-PAN

You Ask, We Answer
Faster resolution of your queries & grievances
[Submit Grievances](#)

Latest Updates [View All](#)

- Date : 01-Jun-2022 **News**
Click hyperlink for FAQs of upgraded Link Aadhaar service...
- Date : 23-May-2022 **e-Campaign**
Dear AExxxxxx4D, File Form 10BD by 31st May 2022. Kindly ignore, if...
- Date : 06-May-2022 **News**
E-filing of Tax Audit Report Form 3CA-3CD and 3CB-3CD for...
- Date : 12-May-2022 **e-Campaign**
Webinar on Form 10BD

Our Success Enablers

Things To Know
[How to ...Videos](#) [Awareness Videos](#) [Brochures](#)

Step 2: Enter the user ID and password.

e-Filing Anywhere Anytime
Income Tax Department, Government of India

Call Us | English | A⁺ A A⁺ | Do not have an account? [Register](#)

Home Individual/HUF Company Non-Company Tax Professionals & Others Downloads Help

Login

Enter your User ID *

PAN/ AADHAAR/ OTHER USER ID

[Continue >](#)

[< Back](#)

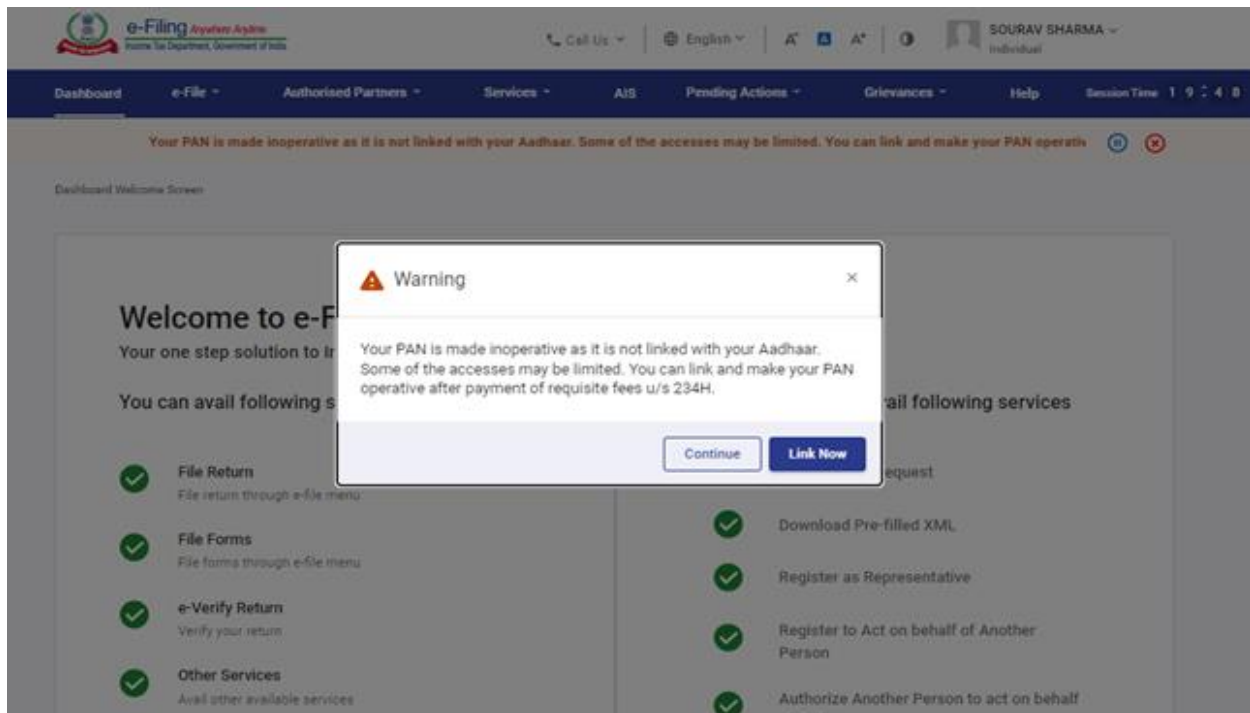
Know about your User ID

- PAN (Permanent Account Number)**
For Individuals (Salaried employee, Senior citizen, Self-employed, NRI)
For Other Than Individuals (Company, Trust, AOP, AJP, BOI, Firm, Local Authority)
- Aadhaar Number**
For Individuals (Salaried employee, Senior citizen, Self-employed, NRI)
- Other User ID**
For Chartered Accountant, Tax Deductor and Collector, e-Return

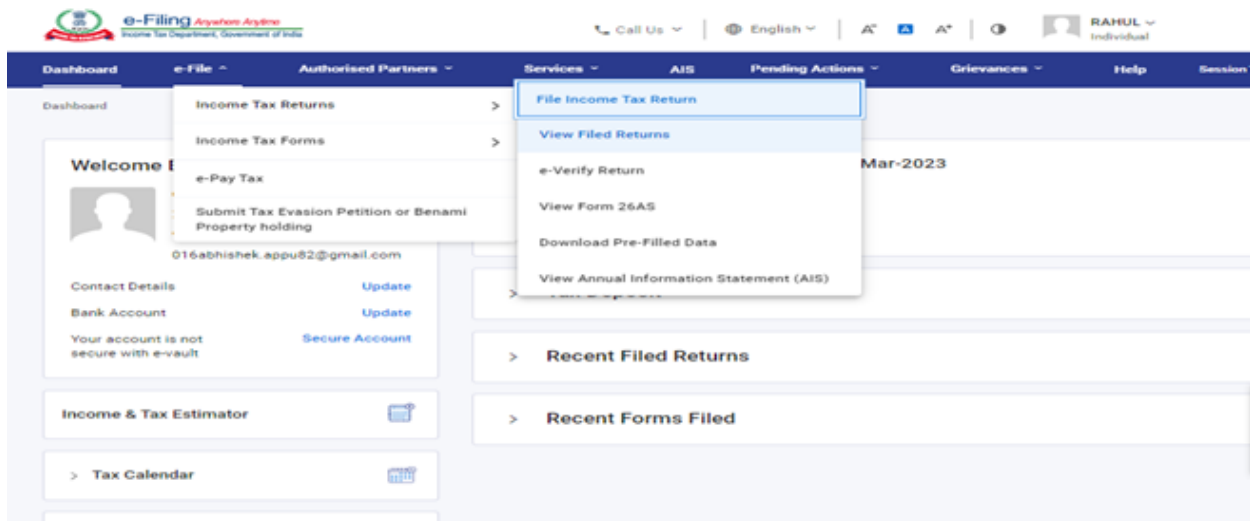
* Indicates mandatory fields

For individual users, if PAN is not linked with the Aadhaar, you will see a pop-up message that your PAN is made inoperative as it is not linked with your Aadhaar.

To link the PAN with Aadhaar, click on **Link Now** button else click Continue.



Step 3: Go to e-File tab > Income Tax Returns > View Filed Returns.



Step 4: Now you can check the refund status for the desired Assessment year.

Click on **View Details** and here you can also check the life cycle of filed ITR.

View Filed Returns

The e-Filed Returns are available for download /view starting Assessment Year 2013-14.

Please note that the refund will be credited only to the PAN linked Bank Account. Please ensure the same.

[Export to excel](#)

[Filter](#)

6 Filings till date

A.Y. 2022-23

Filing Type
Original



Refund Re-issued
Dec 13, 2022



Refund failure
Dec 1, 2022



Processed with
refund due
Dec 1, 2022

[View More](#)

ITR : ITR-3

Acknowledgement No : 784857081071122

Filed By : self

Filing Date : Nov 7, 2022

Filing Section : 139(1)

[Download Intimation Order Dated Dec 1, 2022](#)

[View Details](#)

[Download Form](#)

[Download Receipt](#)

[Download JSON](#)

Status 1: When refund is issued:

Filing Type
Original

ITR : ITR-1

Acknowledgement No : 821586230311221

Filed By : SELF

Filing Date :

Dec 31, 2021

Filing Section : 139(1)



Refund issued
Jan 15, 2022

Mode of Payment : ECS

Refund Amount : 17420

Date of clearance : Sat Jan 15 05:30:00 IST 2022



Processed with refund due
Jan 11, 2022



Under Processing
Jan 11, 2022



Under Processing
Jan 11, 2022



Successfully e-verified
Dec 31, 2021



Pending for e-verification
Dec 31, 2021



ITR Filed
Dec 31, 2021

Status 2: When refund is partially adjusted:

Filing Type Original	ITR : ITR-1 Acknowledgement No : 253536240310818 Filed By : SELF	Filing Date : Aug 31, 2018 Filing Section : 139(1)
--------------------------------	--	---

Refund issued
Sep 29, 2018

Mode of Payment : E
Refund Amount : 130
Date of clearance : 2018-09-29

Processed and partially refund adjusted
Sep 22, 2018

Under Processing
Sep 7, 2018

EVC Accepted
Sep 5, 2018

E-Verified
Aug 31, 2018

Status 3: When full refund adjusted:

A.Y. 2022-23


Filing Type Revised	ITR : ITR-4 Acknowledgement No : 106821480021122 Filed By : self	Filing Date : Nov 2, 2022 Filing Section : 139(5)
-------------------------------	--	---

Processed and full refund adjusted
Nov 2, 2022

Date of order :
Date of SMS :
Date of Email :
Email ID :
[Refund Status](#)

[Download Intimation Order](#)

ITR Filed
Nov 2, 2022



Status 4: When refund is failed:

A.Y. 2020-21

Filing Type Original	ITR : ITR-3 Acknowledgement No : 102457680150722 Filed By : self	Filing Date : Jul 15, 2022 Filing Section : 139(1)
-------------------------	--	---

✓

Refund failure
Aug 18, 2022

Date of failure : Thu Aug 18 14:36:04 IST 2022
Reason for Failure : PE0006
Date of Communication : Thu Aug 18 14:36:04 IST 2022
Email ID : pav@infosys.com
[Submit Refund Reissue](#)

Action :

✓

Processed with refund due
Aug 18, 2022

✓

Under Processing
Aug 3, 2022

✓

Under Processing
Aug 3, 2022

✓

Successfully e-verified
Jul 15, 2022

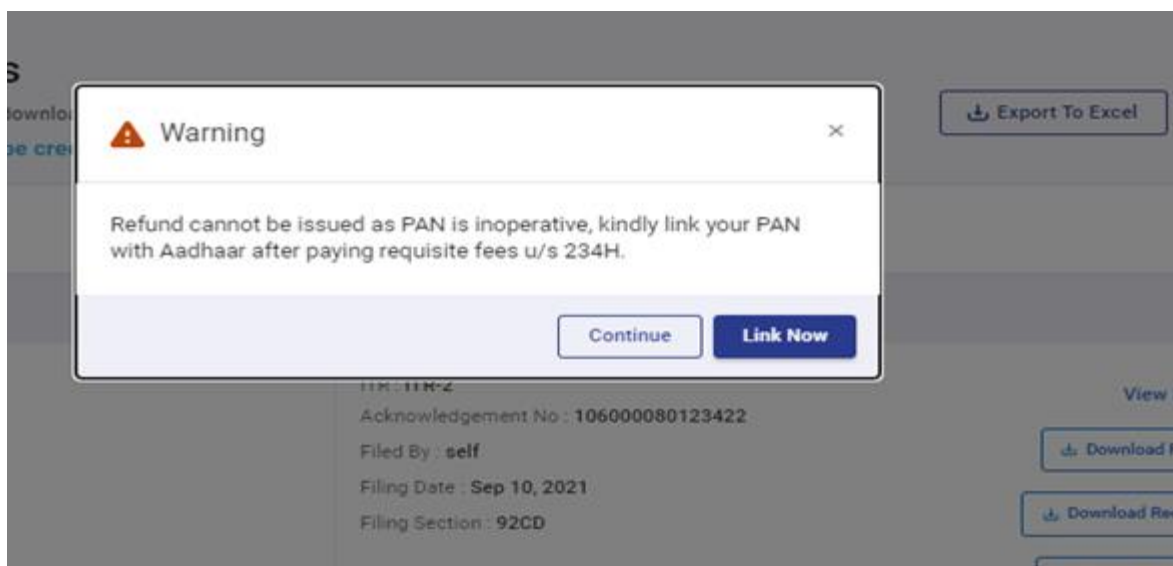
✓

Pending for e-verification
Jul 15, 2022

✓

ITR Filed
Jul 15, 2022

Note: If your PAN is inoperative, your refund will get failed and you will see a warning message to link your PAN with the Aadhaar.



Other reasons of refund failure:

In addition to above, a refund from the Income Tax Department scheduled to be paid may fail to get credited to your bank account for the following reasons:

1. In case the bank account is not pre-validated. It is now compulsory to pre-validate your bank account.
2. The name mentioned in the bank account does not match with PAN card details.
3. In case of an invalid IFSC code.
4. If the account that you have mentioned in the ITR has been closed.